
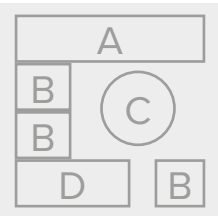


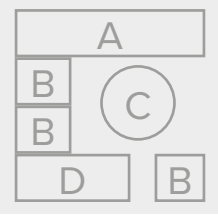
Single panel

		the closest track to PCB edge	space between pcbs	track width to define dimension	recommended technological frame
Scoring		0.50 mm	0.0 mm	0.20 mm	5–10 mm
Routing		0.20 mm	2.0 mm	0.20 mm	10 mm

Multipanel with routing tabs or scoring

		the closest track to PCB edge	space between pcbs	track width to define dimension	recommended technological frame
Scoring		0.50 mm	10.0 mm	0.20 mm	5–10 mm
Routing		0.20 mm	2 mm	0.20 mm	10 mm

Multipanel routing to single pcb

		the closest track to PCB edge	space between pcbs	track width to define dimension	recommended technological frame
Routing		0.20 mm	4.50 mm	0.20 mm	–